


# 1015/2015. The automotive engine.

330 - 440 kW at 1900 min<sup>-1</sup>



## The characteristics of the 1015/2015:

Liquid-cooled 6- and 8-cylinder V-engine.  
Mechanically controlled injection for EURO II.  
Fully electronic DEUTZ MV-System® for EURO III.  
Turbocharged and intercooled:  
V6 = one turbocharger, V8 = two turbochargers.  
4-valve technology.  
Gear-driven PTOs.  
Compact dimensions.



## Your benefits:

- ▶ Increased vehicle loading capacity due to low engine weight.
- ▶ Reduced operating costs as a result of low fuel consumption, long service intervals and low maintenance costs.
- ▶ High torque for excellent driving dynamics.
- ▶ High specific output.
- ▶ Low noise emission.

## ► Technical data

Engine type		BF6M1015 CP	BF8M1015CP	TCD2015 V6	TCD2015 V8*
Number of cylinders		6	8	6	8
Bore/stroke	mm	132/145	132/145	132/145	132/145
Displacement	l	11.9	15.9	11.9	15.9
Compression ratio		16.5	16.5	16.5	16.5
Max. rated speed	min <sup>-1</sup>	2100	2100	2100	2100
Mean piston speed	m/s	10.2	10.2	10.2	10.2

### Power ratings for commercial vehicles

#### Emission level EURO III

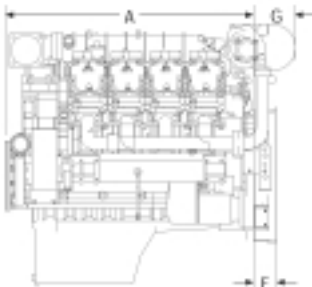
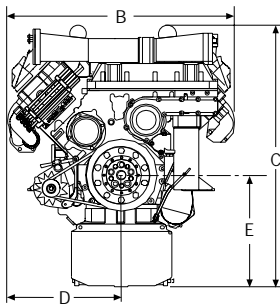
Power rating to ISO 1585	kW			360	440
at speed	min <sup>-1</sup>			1900	1900
max. torque	Nm			1990	2650
at speed	min <sup>-1</sup>			1300	1400

#### Emission level EURO II

Power rating to ISO 1585	kW	330	440		
at speed	min <sup>-1</sup>	1900	2100		
max. torque	Nm	2080	2720		
at speed	min <sup>-1</sup>	1300	1300		

Weight to DIN 70020, part 7A	kg	830	1060	975	1250
------------------------------	----	-----	------	-----	------

The values given in this datasheet are for information purposes only and are not binding. The information given in the offer is decisive. Pictures may vary from series product.



## ► Dimensions

Motor	A	B	C	D	E	F	G
BF6M1015CP	832	932	1169	466	462	143	199
BF8M1015CP	1006	932	1152	466	462	143	199
TCD2015 V6	832	932	1169	466	462	143	199
TCD2015 V8	1006	932	1152	466	462	143	199

Dimensions in mm

The engine company.

